

IRODaT 2007. International activity on organ and tissue donation and transplantation

ARIADNA SANZ¹, REYNALDO MAÑALICH¹, REGINALDO C. BONI¹, ANGELO GHIRARDINI², ALESSANDRO NANNI COSTA², MARTÍ MANYALICH¹

¹TPM-IL3, University of Barcelona, Spain

²CNT, ISS, Italy

IRODaT - International Registry of Organ Donation and Transplantation publishes in three terms the information collected through the worldwide net of professionals involved in transplant coordination, who are mostly board members of donation and transplantation national organizations.

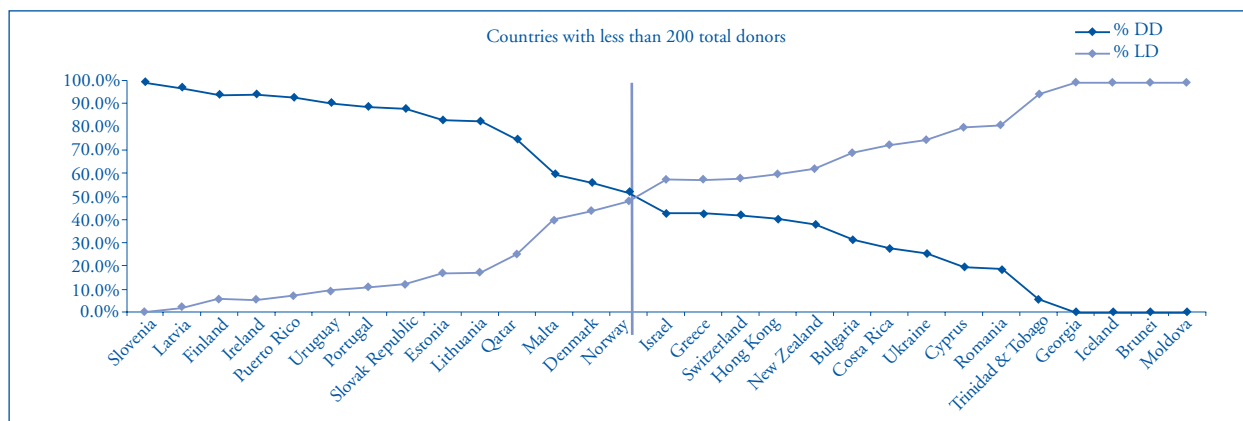
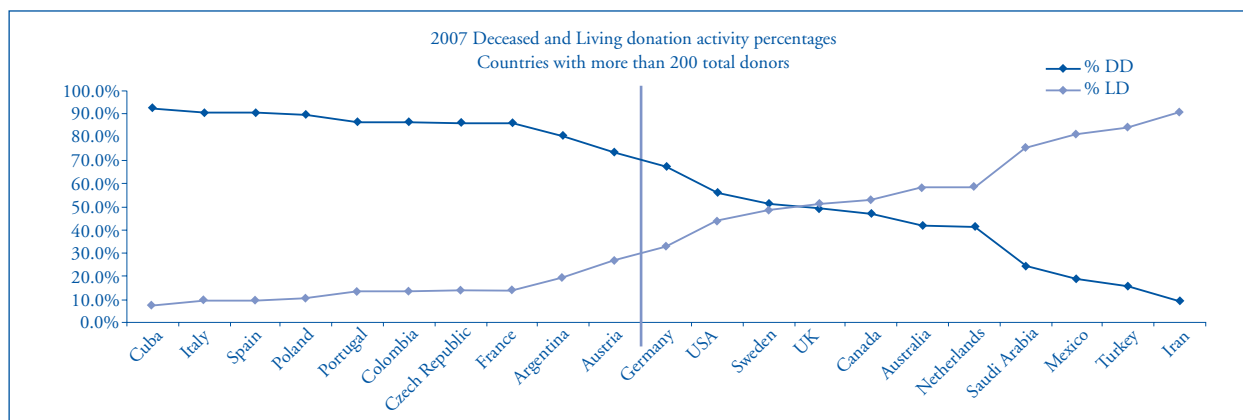
In the 2008 last issue we would like to offer you an approach to the current challenges of the activity management displaying a comparison of the living and deceased organ donation and transplantation as well as the compilation of the tissue international activity.

1. DECEASED AND LIVING ORGAN DONATION 2007

The organ shortage is one of the main challenges in order to manage properly organ donation and transplantation programs worldwide. The IRODaT registry shows that countries with an extended living donation program often show low deceased donation rates, and vice versa. Both types of countries try to increase living or deceased donation by improving quality management within the different types of donation.

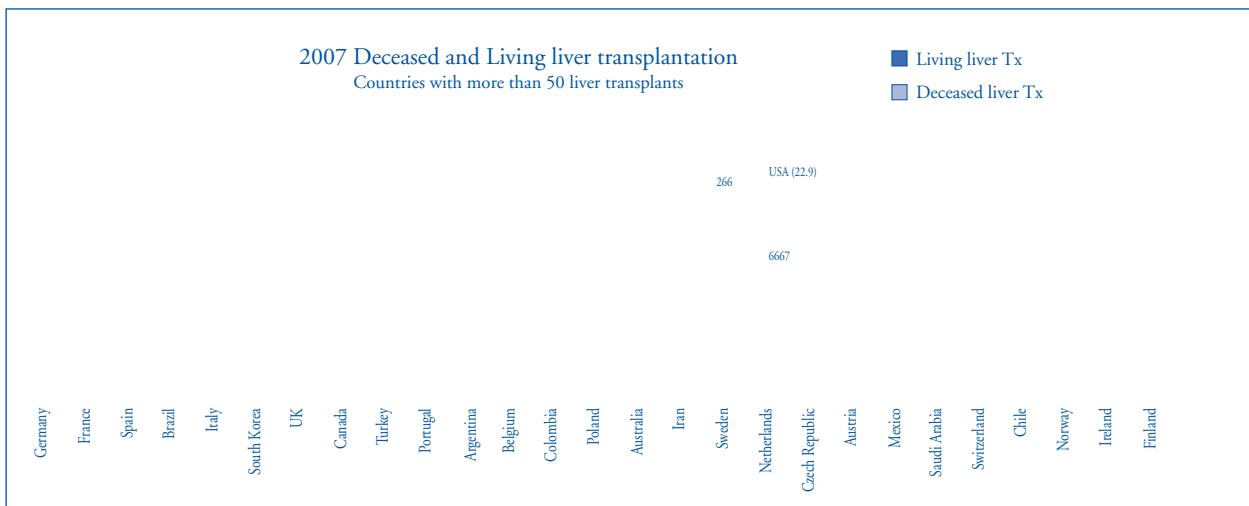
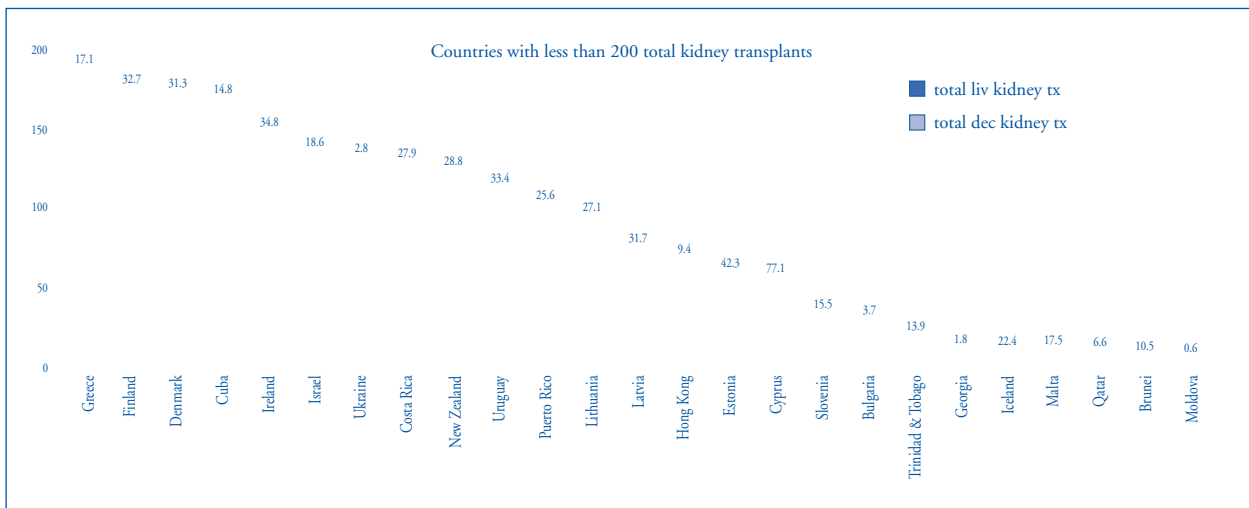
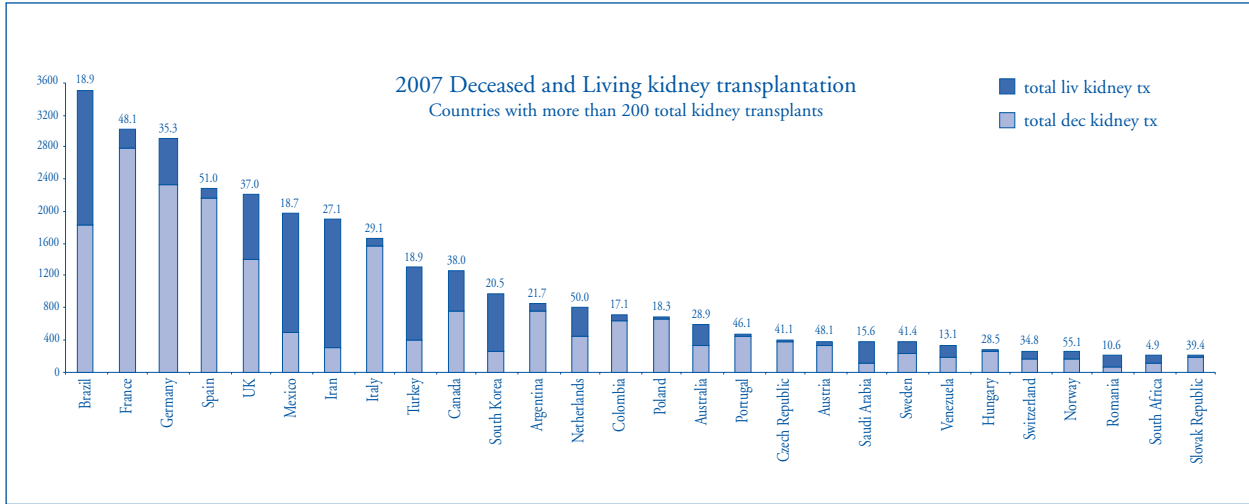
The included figures rank the countries by the differences between the percentage of deceased donation (DD) and the living donation (LD) in the total donation activity.

In order to display properly, countries have been plot in two different figures, countries with more or less than 200 total deceased and living donors. As you may see, in the figure that compiles the activity in the countries with less than 200 total donors, the bar appears just in the crossing line pointing the wider profile of countries included in this category. The values in this second figure are sharper than the ones showed in the first figure.



2. DECEASED AND LIVING ORGAN TRANSPLANTS 2007

The next figures plot the transplant activity in total number of either living or deceased donation. In order to display it the clearest way, kidney transplantation activity has been divided in two graphs, according to the number of transplants (please note that the scale of both graphs is different according to the values). Considering that the data from USA are over six times higher than the next country, it is represented by a single figure separately. The top of each column shows the country corresponding total pmp rate.



3. TISSUE DONATION AND TRANSPLANTATION ACTIVITY 2007

According to the new activity gathered by the IRODaT registry, we offer you the compilation of the 2007 tissue donation and transplantation activity from 28 countries around the world. As you may realize, the number of countries as well as the quantity of the data reported have increased following our will to reach, in the next future, the management of a pool of information as competent as the organ donation and transplantation reports.

	Argentina		Brazil		Bulgaria		Chile		Colombia		Croatia	
	Total	pmp	Total	pmp	Total	pmp	Total	pmp	Total	pmp	Total	pmp
Deceased Tissue Donors	489	12.1	na	na	374	53.4	164	9.9	913	21.7	101	22.7
Living Tissue Donors	na	na	0	0.0	25	3.5	na	na	na	na	136	30.6
Cornea transplants	1035	25.7	9940	54.0	77	11.0	302	18.1	2072	49.3	51	11.5
Skin transplants	na	na	1	0.0	23	3.2	13	0.8	0	0.0	0	0.0
Heart valves transplants	na	na	62	0.3	0	0.0	40	2.4	na	na	0	0.0
Blood vessels transplants	na	na	0	0.0	0	0.0	0	0.0	na	na	0	0.0
Musculoskeletal transplants	na	na	2340	12.7	211	30.1	7	0.4	10687	254.5	173	39.0

	Cuba		Czech Republic		Estonia		Greece		Hong Kong		Iran	
	Total	pmp	Total	pmp	Total	pmp	Total	pmp	Total	pmp	Total	pmp
Deceased Tissue Donors	628	56.0	972	94.5	21	15.7	na	na	na	na	2586	36.1
Living Tissue Donors	0	0.0	665	64.6	0	0.0	0	0.0	na	na	472	6.6
Cornea transplants	557	49.7	871	84.7	56	41.8	109	9.9	203	29.2	4659	67.0
Skin transplants	na	na	11	1.1	0	0.0	15	1.4	38	5.5	14	0.2
Heart valves transplants	na	na	151	14.7	0	0.0	0	0.0	0	0.0	155	2.2
Blood vessels transplants	na	na	23	2.2	0	0.0	0	0.0	0	0.0	0	0.0
Musculoskeletal transplants	na	na	1520	147.8	0	0.0	0	0.0	67	9.6	341	4.8

	Italy		Lithuania		Malta		Mexico		Netherlands		Poland	
	Total	pmp	Total	pmp	Total	pmp	Total	pmp	Total	pmp	Total	pmp
Deceased Tissue Donors	6980	122.5	59	17.4	8	20.0	542	5.1	1633	99.6	860	22.3
Living Tissue Donors	3617	63.5	65	19.1	0	0.0	0	0.0	na	na	56	1.5
Cornea transplants	4196	73.6	37	10.9	0	0.0	2427	22.9	810	49.4	487	12.6
Skin transplants	1458	25.6	0	0.0	0	0.0	na	na	na	na	na	na
Heart valves transplants	171	3.0	13	3.8	0	0.0	0	0.0	72	4.4	179	4.6
Blood vessels transplants	266	4.7	0	0.0	0	0.0	0	0.0	31	1.9	6	0.2
Musculoskeletal transplants	4959	87.0	54	15.9	0	0.0	na	na	na	na	9695	251.8

	Portugal		Qatar		Romania		Saudi Arabia		Slovenia		South Africa	
	Total	pmp	Total	pmp	Total	pmp	Total	pmp	Total	pmp	Total	pmp
Deceased Tissue Donors	na	na	1	1.3	16	0.8	na	na	118	59.0	na	na
Living Tissue Donors	na	na	na	na	289	13.7	na	na	0	0.0	na	na
Cornea transplants	525	49.7	na	na	23	1.1	17	0.7	65	32.5	400	8.9
Skin transplants	0	0.0	na	na	19	0.9	0	0.0	na	na	0	0.0
Heart valves transplants	0	0.0	na	na	0	0.0	31	1.3	0	0.0	0	0.0
Blood vessels transplants	0	0.0	na	na	0	0.0	0	0.0	0	0.0	0	0.0
Musculoskeletal transplants	0	0.0	na	na	259	12.3	0	0.0	0	0.0	0	0.0

	South Korea		Spain		Uruguay		Venezuela	
	Total	pmp	Total	pmp	Total	pmp	Total	pmp
Deceased Tissue Donors	na	na	na	na	76	23.0	na	na
Living Tissue Donors	na	na	na	na	122	37.0	na	na
Cornea transplants	397	8.2	3031	67.1	na	na	108	4.1
Skin transplants	na	na	71	1.6	na	na	0	0.0
Heart valves transplants	na	na	105	2.3	na	na	0	0.0
Blood vessels transplants	na	na	78	1.7	na	na	0	0.0
Musculoskeletal transplants	na	na	6465	143.7	na	na	0	0.0

During these two first years we have observed that some variables are more difficult to be reported than others because the organisation in charge to report the activity only has access to the information from the tissue bank. Therefore, the number of donors as well as the number of skin and musculoskeletal transplants are sometimes not available (na) because the information covered goes from the tissue procurement to the tissue distribution. IRODaT encourages all countries to keep on compiling the tissue donation and transplantation activity, and reminds that we are at your disposal to solve any doubt concerning the formulaires at tpmconsultant@il3.ub.edu.



National data provided by:

Country	Organization	Data Responsible
Argentina	I.N.C.U.C.A.I.	I.N.C.U.C.A.I.
Australia	Australia - New Zealand Organ Donation Registry – ANZOD	Lee Excell
Austria	ÖBIG – Austrian Health Institute	Manfred Willinger
Belgium	Eurotransplant	Eurotransplant
Brazil	ABTO	Maria Cristina Ribeiro de Castro
Brunei	RIPAS Hospital	Shaukat Zinna
Bulgaria	Executive Agency of Transplantation	Dimitar Brankov
Canada	Canadian Organ Replacement Registry – CORR	Lilyanna Trpeski
Chile	Corporación del Trasplante	José Luis Rojas
Colombia	Instituto Nacional de Salud	Camilo Alfonso
Costa Rica	Costarrican Society of Nephrology	Sergio A. Herra
Croatia	Ministry of Health and Social Welfare	Mirela Busic
Cuba	Coordinación Nacional de Trasplantes	Juan Carlos Michelena
Cyprus	Paraskevaïdion Surgical and Transplant Center	George Kyriakides
Czech Republic	Transplantation Coordinating Centre	Pavel Březovský
Denmark	Scandiarttransplant	Arnt Jakobsen
Estonia	Tartu University Clinics	Aleksander Lõhmus
Finland	Scandiarttransplant	Arnt Jakobsen
France	Agence de la Biomédecine	Christelle Cantrelle
Georgia	Georgian Association of Transplantologists	Gia Tomadze
Germany	Deutsche Stiftung Organtransplantation – DSO	Birgit Blome
Greece	Hellenic Transplant Organization – EOM	Efi Nikolaou
Hong Kong	Hong Kong Hospital Authority	Beatrice Cheng
Hungary	Hungarian National Blood Transfusion Service – Organ Coordination Office	Sándor Mihály
Iceland	Scandiarttransplant	Arnt Jakobsen
Iran	Department of Transplantation and Special Diseases	Alireza Heidari Rouchi
Ireland	UK Transplant	Phil Pocock
Israel	Israel Transplant Center	Tamar Ashkenazi
Italy	Centro Nazionale Trapianti – CNT	Andrea Ricci
Japan	Japan Organ Transplantation Network – JOTN	Japan Organ Transplantation Network
Latvia	BaltTransplant – Latvian subdivision	Sergej Trushkov
Lithuania	National Bureau on Transplantation – NBT	Julija Širokova
Luxembourg	Eurotransplant	Eurotransplant
Malta	Mater Die Hospital	Anthony Bugeja
Mexico	Centro Nacional de Trasplantes – CENATRA	Enrique Martínez / José Luis Fuziwara
Moldova	Republican Clinical Hospital Hemodialysis and Kidney Transplant Department	Igor Codreanu
Netherlands	Dutch Transplant Foundation	Rik van Leiden
New Zealand	Australia - New Zealand Organ Donation Registry – ANZOD	Lee Excell
Norway	Scandiarttransplant	Arnt Jakobsen
Poland	Poltransplant	Janusz Wałaszewski
Portugal	Autoridade para Serviços de Sangue e de Transplantação – ASST	Maria João Aguiar
Puerto Rico	Programa de trasplante renal de Puerto Rico	Eduardo A. Santiago Delpín
Qatar	Organ Transplant Committee – Hamad Medical Corporation	Yousef Al Maslamani
Romania	National Transplant Agency	Rosana Turcu
Saudi Arabia	Saudi Center for organ Transplantation – SCOT	Besher Al-Attar
Slovak Republic	Slovakia Transplant	Luboslav Bena
Slovenia	Slovenija-transplant	Danica Avsec Letonja
South Africa	Organ Donor Foundation	Samantha Volschenk
South Korea	Korean Network for Organ Sharing – KONOS	Soon-Im Lee
Spain	Organización Nacional de Trasplantes – ONT	Rafael Matesanz
Sweden	Scandiarttransplant	Arnt Jakobsen
Switzerland	Swisstransplant	Dagmar Vernet
Trinidad & Tobago	National Organ Transplant Unit	Ministry of Health
Turkey	UKS	Levent Yüctetin
Ukraine	National Institute of Surgery and Transplantology	Andriy Kostenko
United Kingdom	UK Transplant	Phil Pocock
Uruguay	Instituto Nacional de Donación y Trasplante – INDT	Instituto Nacional de Donación y Trasplante – INDT
USA	UNOS	Research Department
Venezuela	ONTV	ONTV

Specific requests can be addressed to the IRODaT database in order to obtain a tailor made data compilation for your research studies. Please contact us sending an e-mail at tpmconsultant@il3.ub.edu specifying the data matching required. We invite you to contact us also if your country is missing at this table and you wish to provide us with the information requested.